

Navigator Analytics

5-Year NJSLA Subscores

2016-17 to 2022-23

Essex Fells ES
Essex Fells

LinkIt!

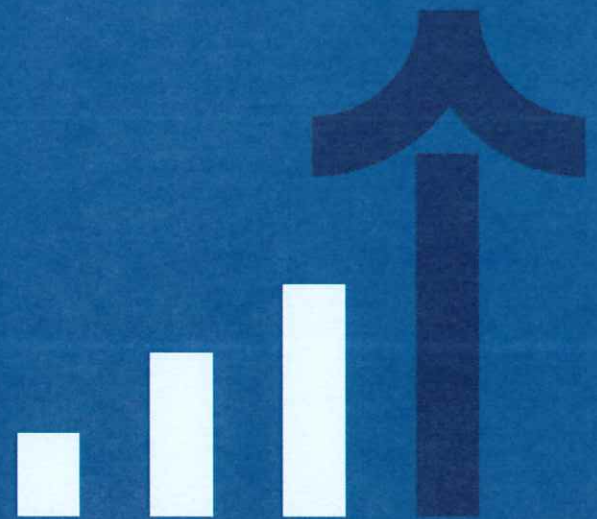


Table of Contents

- Section 1: Subscore by Achievement Level - pg. 3
- Section 2: Subscore Mobility - pg. 21

Section 1

Subscore by Achievement Level

Results for 2019-20 are not shown because testing was cancelled those years.

ELA Subscore Achievement

Same grade, different students

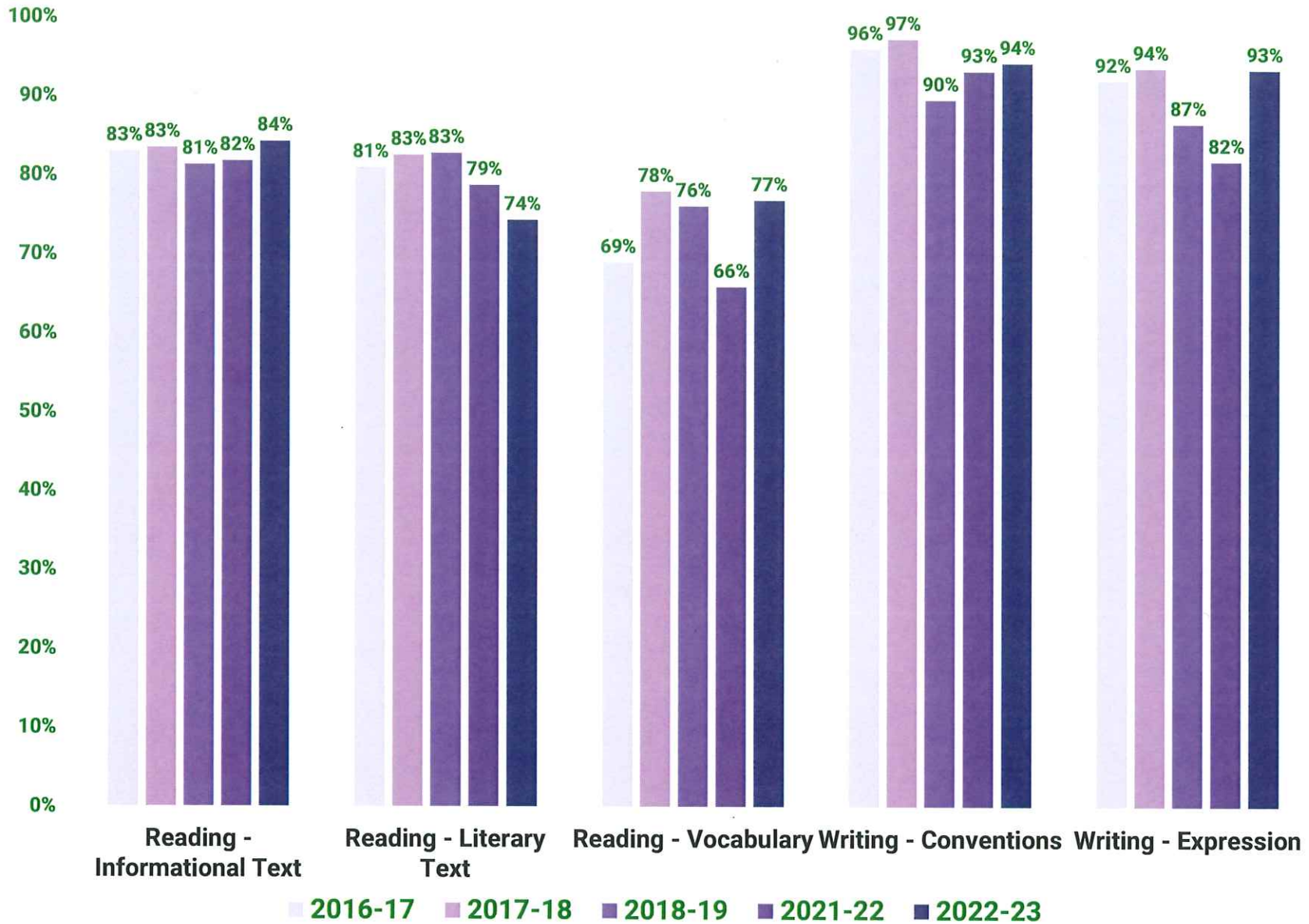
		Essex Fells ES				
% Meets / Exceeds		16-17	17-18	18-19	21-22	22-23
G3 ELA	Reading - Informational Text	70%	81%	76%	73%	69%
G3 ELA	Reading - Literary Text	73%	81%	80%	60%	52%
G3 ELA	Reading - Vocabulary	50%	69%	71%	57%	69%
G3 ELA	Writing - Conventions	90%	92%	88%	90%	97%
G3 ELA	Writing - Expression	83%	81%	80%	77%	90%
G4 ELA	Reading - Informational Text	86%	80%	82%	90%	87%
G4 ELA	Reading - Literary Text	71%	80%	77%	90%	83%
G4 ELA	Reading - Vocabulary	71%	73%	69%	68%	87%
G4 ELA	Writing - Conventions	100%	100%	87%	97%	93%
G4 ELA	Writing - Expression	95%	100%	79%	81%	100%
G5 ELA	Reading - Informational Text	87%	76%	79%	81%	94%
G5 ELA	Reading - Literary Text	83%	81%	90%	84%	84%
G5 ELA	Reading - Vocabulary	83%	86%	79%	68%	74%
G5 ELA	Writing - Conventions	100%	100%	93%	97%	100%
G5 ELA	Writing - Expression	100%	100%	100%	84%	97%
G6 ELA	Reading - Informational Text	92%	100%	92%	83%	87%
G6 ELA	Reading - Literary Text	96%	91%	88%	80%	77%
G6 ELA	Reading - Vocabulary	77%	91%	92%	70%	77%
G6 ELA	Writing - Conventions	96%	100%	92%	90%	87%
G6 ELA	Writing - Expression	92%	100%	92%	85%	87%
All Grades	Reading - Informational Text	83%	83%	81%	82%	84%
All Grades	Reading - Literary Text	81%	83%	83%	79%	74%
All Grades	Reading - Vocabulary	69%	78%	76%	66%	77%
All Grades	Writing - Conventions	96%	97%	90%	93%	94%
All Grades	Writing - Expression	92%	94%	87%	82%	93%

NJSLA Subscores are classified as being Below, Near, or Meets / Exceeds. Meets / Exceeds is used to calculate proficiency.

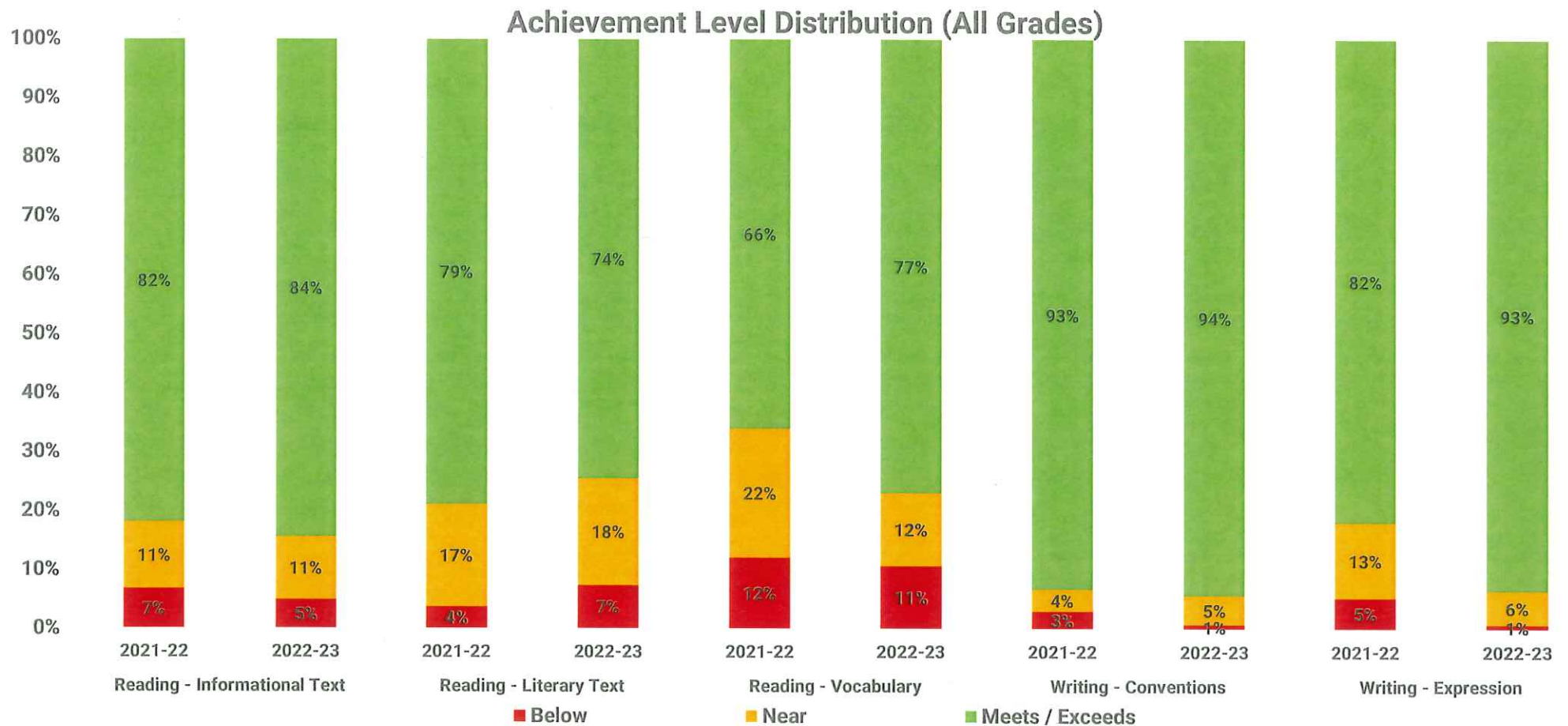
ELA Subscore Achievement

Same grade, different students

% Meets / Exceeds



ELA Subscore Achievement



		Essex Fells ES		
% Meets / Exceeds		18-19	21-22	22-23
All Grades	Reading - Informational Text	81%	82%	84%
All Grades	Reading - Literary Text	83%	79%	74%
All Grades	Reading - Vocabulary	76%	66%	77%
All Grades	Writing - Conventions	90%	93%	94%
All Grades	Writing - Expression	87%	82%	93%

ELA Subscore Cohort Achievement

Same students, consecutive grades

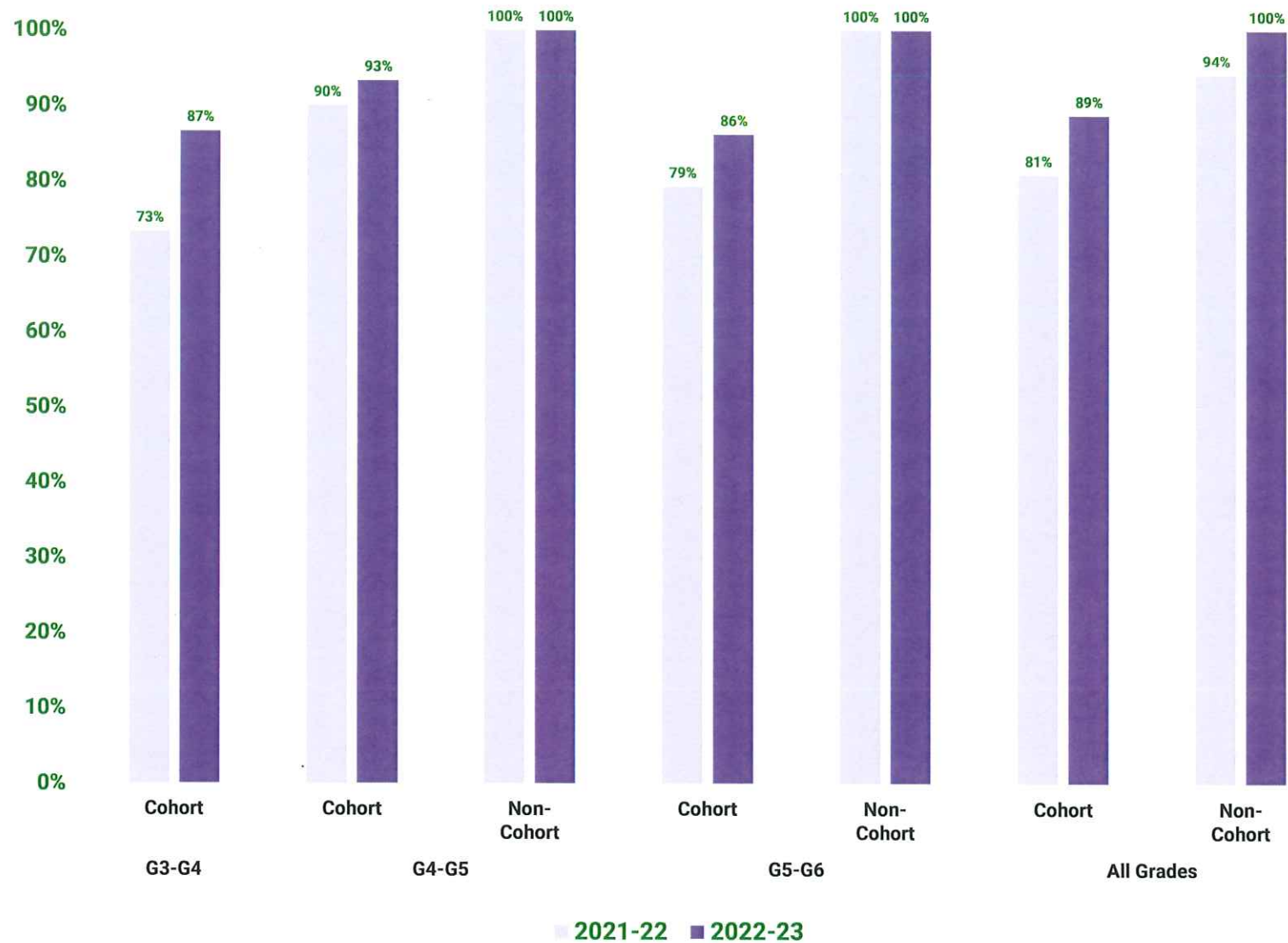
% Meets / Exceeds	Reading - Informational Text				Reading - Literary Text				Reading - Vocabulary				Writing - Conventions				Writing - Expression			
	Cohort	Yr-Yr	Non-Cohort	Yr-Yr	Cohort	Yr-Yr	Non-Cohort	Yr-Yr	Cohort	Yr-Yr	Non-Cohort	Yr-Yr	Cohort	Yr-Yr	Non-Cohort	Yr-Yr	Cohort	Yr-Yr	Non-Cohort	Yr-Yr
2021-22 G3 ELA	73%				60%				57%				90%				77%			
2022-23 G4 ELA	87%	13%			83%	23%			87%	30%			93%	3%			100%	23%		
2021-22 G4 ELA	90%		100%		90%		100%		67%		100%		97%		100%		80%		100%	
2022-23 G5 ELA	93%	3%	100%	0%	83%	-7%	100%	0%	73%	7%	100%	0%	100%	3%	100%	0%	97%	17%	100%	0%
2021-22 G5 ELA	79%		100%		83%		100%		66%		100%		97%		100%		83%		100%	
2022-23 G6 ELA	86%	7%	100%	0%	76%	-7%	100%	0%	76%	10%	100%	0%	86%	-10%	100%	0%	86%	3%	100%	0%
2021-22 All Grades	81%		94%		78%		93%		63%		90%		94%		97%		80%		95%	
2022-23 All Grades	89%	8%	100%	6%	81%	3%	100%	7%	79%	16%	100%	10%	93%	-1%	100%	3%	94%	14%	100%	5%

Students in the Cohort group took both 2021-22 and 2022-23 tests in the sequence presented.
Students in the Non-Cohort group only took the corresponding year's test.

ELA Subscore Cohort Achievement

Same students, consecutive grades

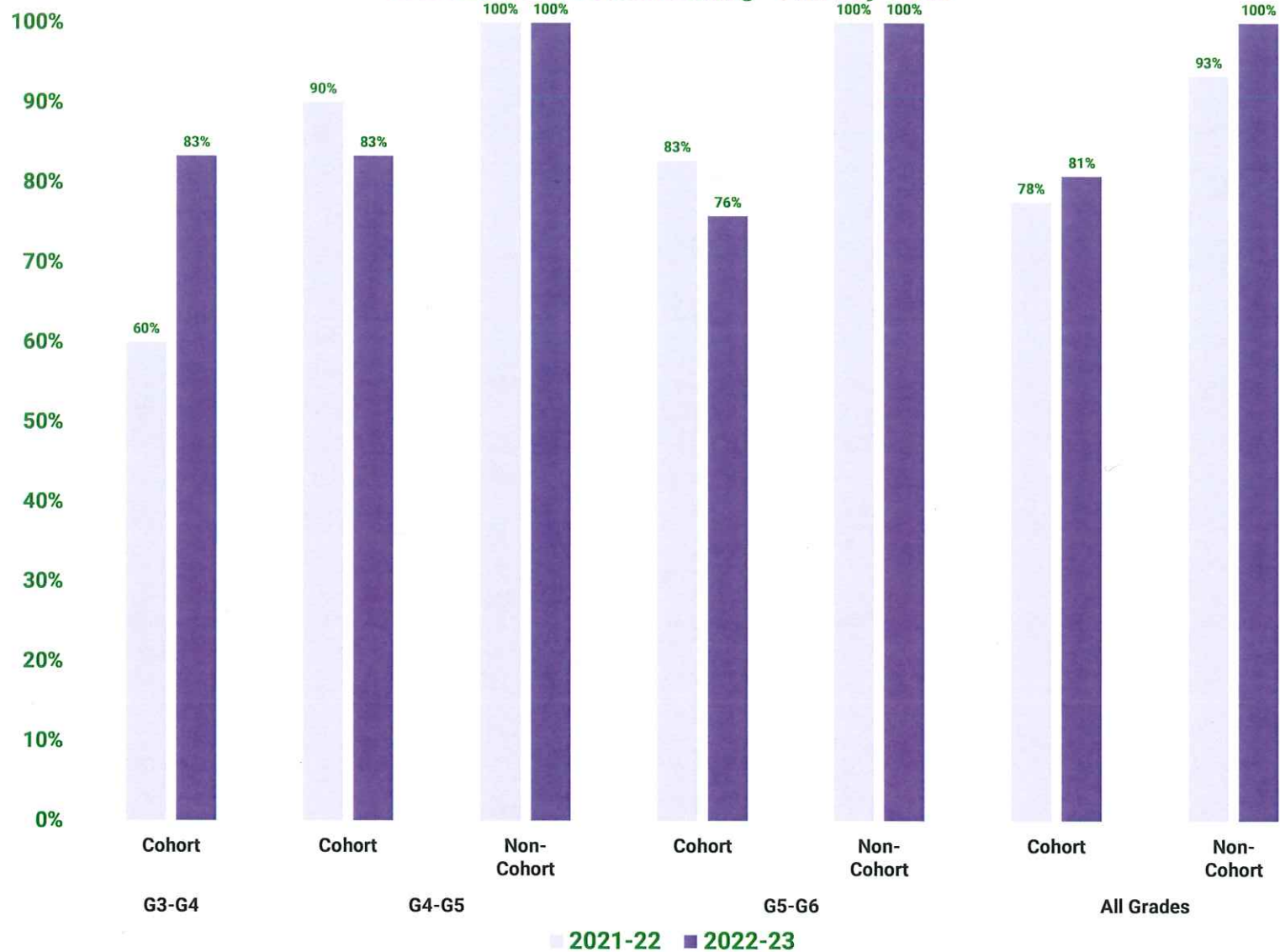
% Meets / Exceeds: Reading - Informational Text



ELA Subscore Cohort Achievement

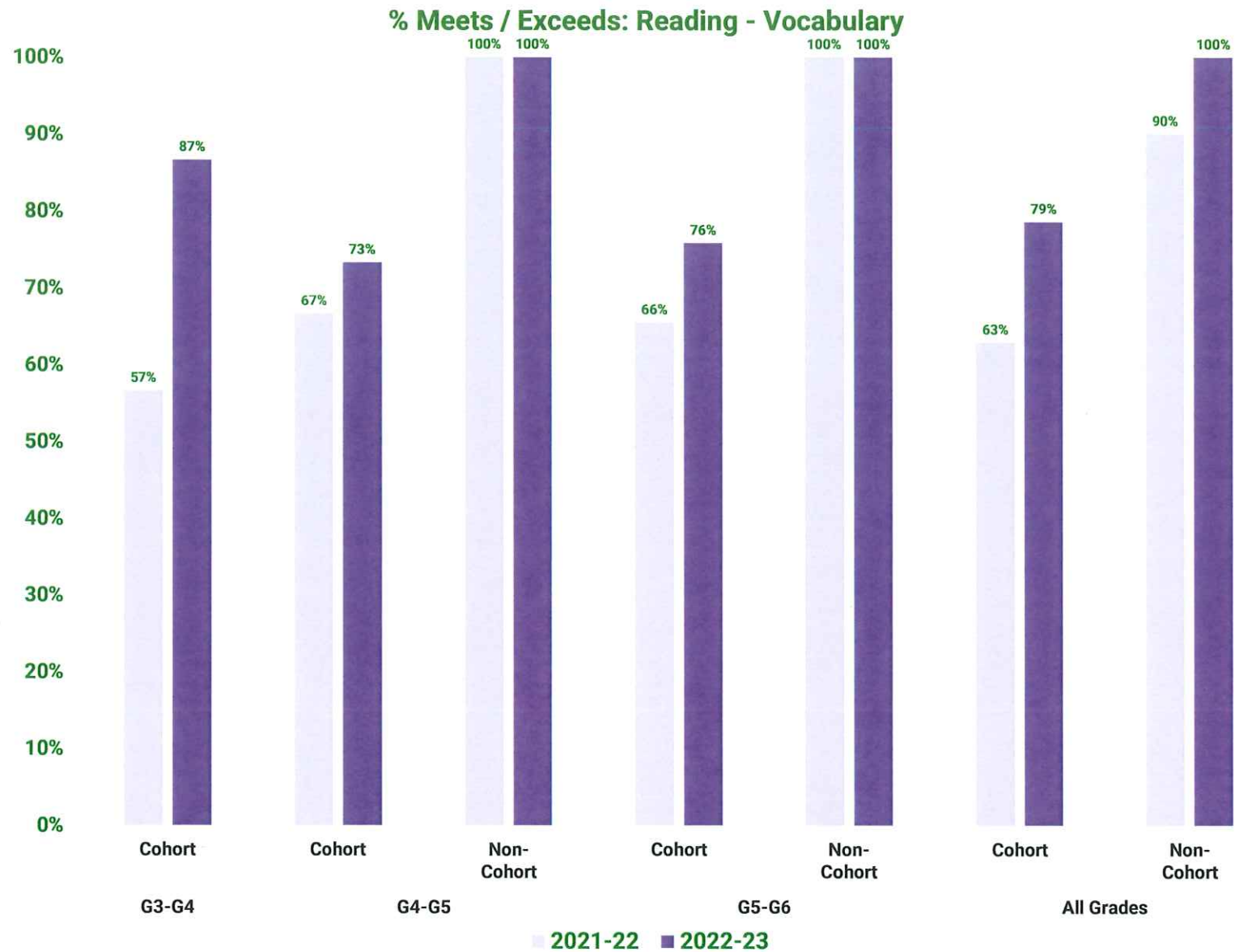
Same students, consecutive grades

% Meets / Exceeds: Reading - Literary Text



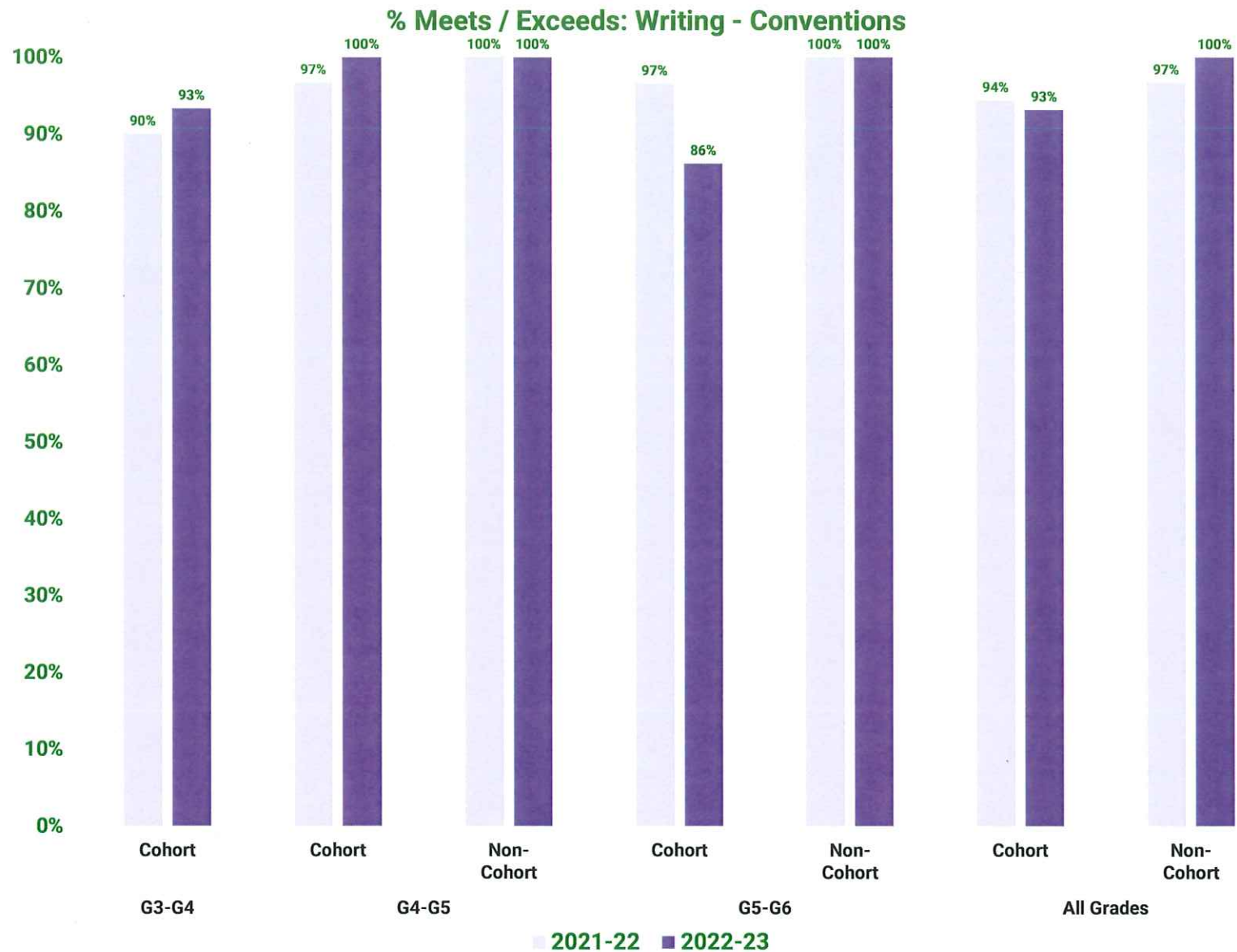
ELA Subscore Cohort Achievement

Same students, consecutive grades



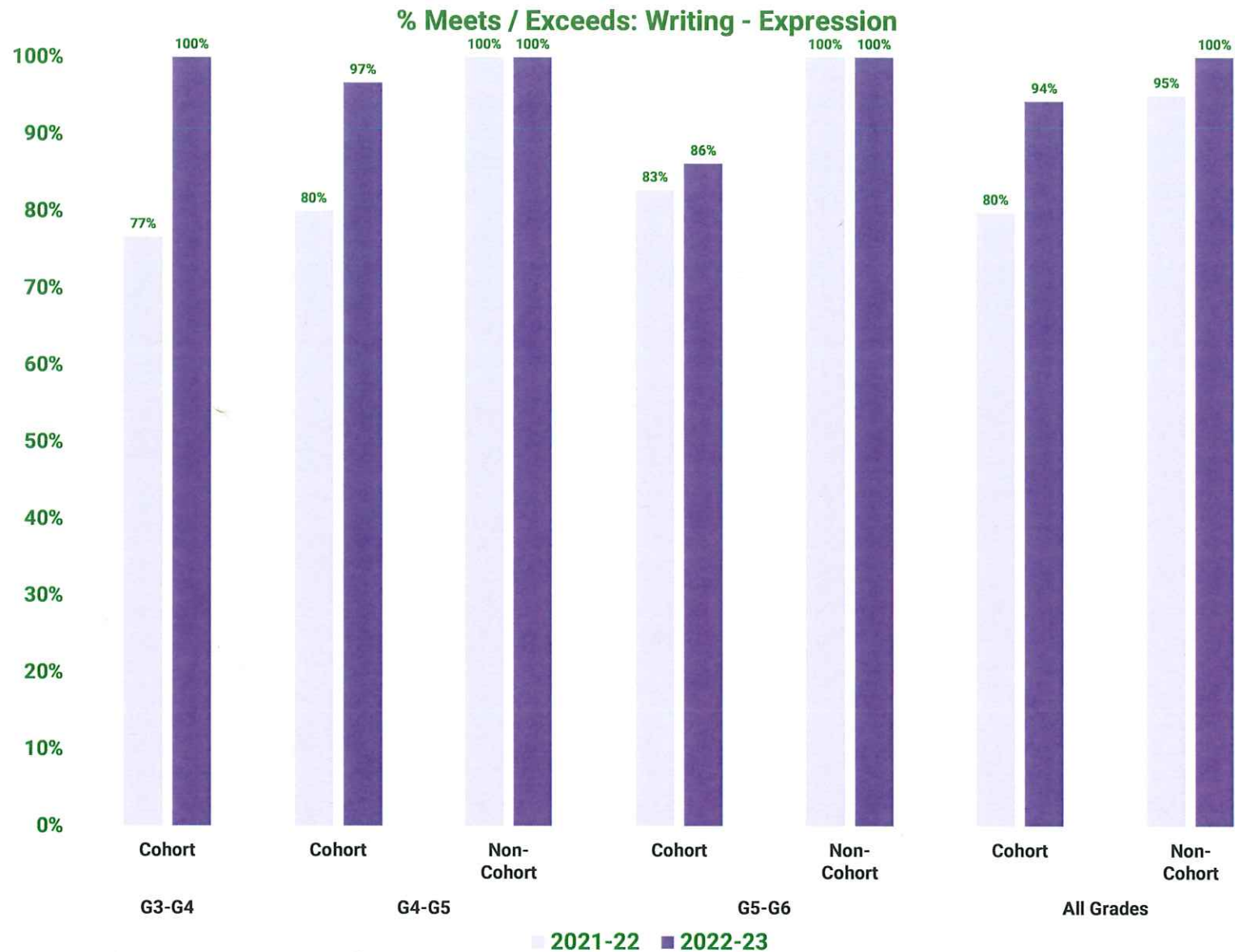
ELA Subscore Cohort Achievement

Same students, consecutive grades



ELA Subscore Cohort Achievement

Same students, consecutive grades



Math Subscore Achievement

Same grade, different students

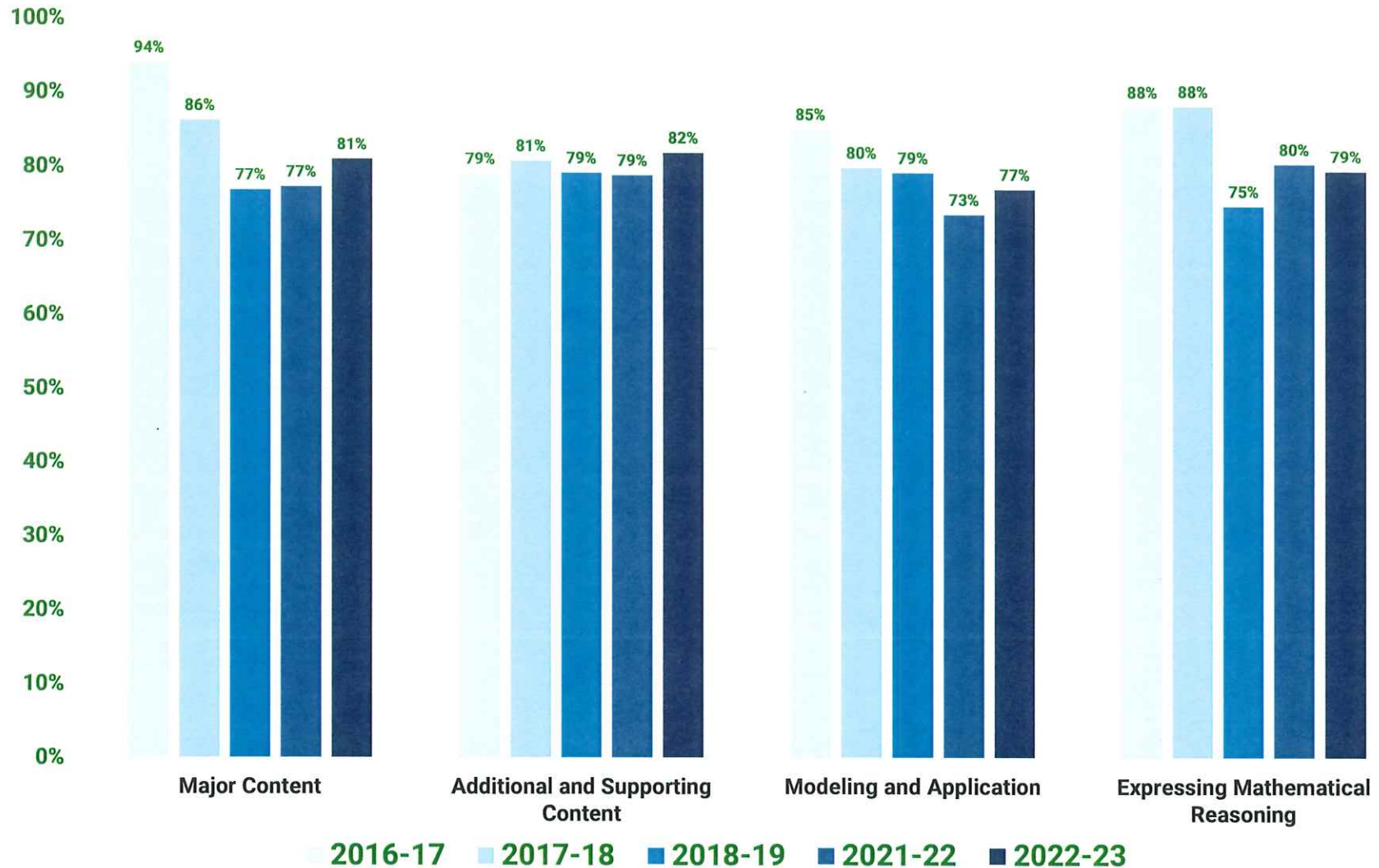
		Essex Fells ES				
% Meets / Exceeds		16-17	17-18	18-19	21-22	22-23
G3 Math	Major Content	90%	83%	76%	73%	76%
G3 Math	Additional and Supporting Content	60%	75%	78%	73%	79%
G3 Math	Modeling and Application	80%	81%	83%	67%	69%
G3 Math	Expressing Mathematical Reasoning	73%	81%	76%	73%	79%
G4 Math	Major Content	90%	83%	72%	81%	90%
G4 Math	Additional and Supporting Content	95%	80%	74%	87%	93%
G4 Math	Modeling and Application	90%	63%	72%	74%	83%
G4 Math	Expressing Mathematical Reasoning	86%	87%	64%	84%	90%
G5 Math	Major Content	100%	86%	83%	84%	74%
G5 Math	Additional and Supporting Content	83%	86%	93%	77%	81%
G5 Math	Modeling and Application	91%	90%	79%	77%	81%
G5 Math	Expressing Mathematical Reasoning	96%	90%	83%	90%	65%
G6 Math	Major Content	96%	95%	80%	73%	84%
G6 Math	Additional and Supporting Content	85%	86%	72%	78%	74%
G6 Math	Modeling and Application	81%	91%	84%	75%	74%
G6 Math	Expressing Mathematical Reasoning	100%	100%	80%	75%	84%
All Grades	Major Content	94%	86%	77%	77%	81%
All Grades	Additional and Supporting Content	79%	81%	79%	79%	82%
All Grades	Modeling and Application	85%	80%	79%	73%	77%
All Grades	Expressing Mathematical Reasoning	88%	88%	75%	80%	79%

NJSLA Subscores are classified as being Below, Near, or Meets / Exceeds. Meets / Exceeds is used to calculate proficiency.

Math Subscore Achievement

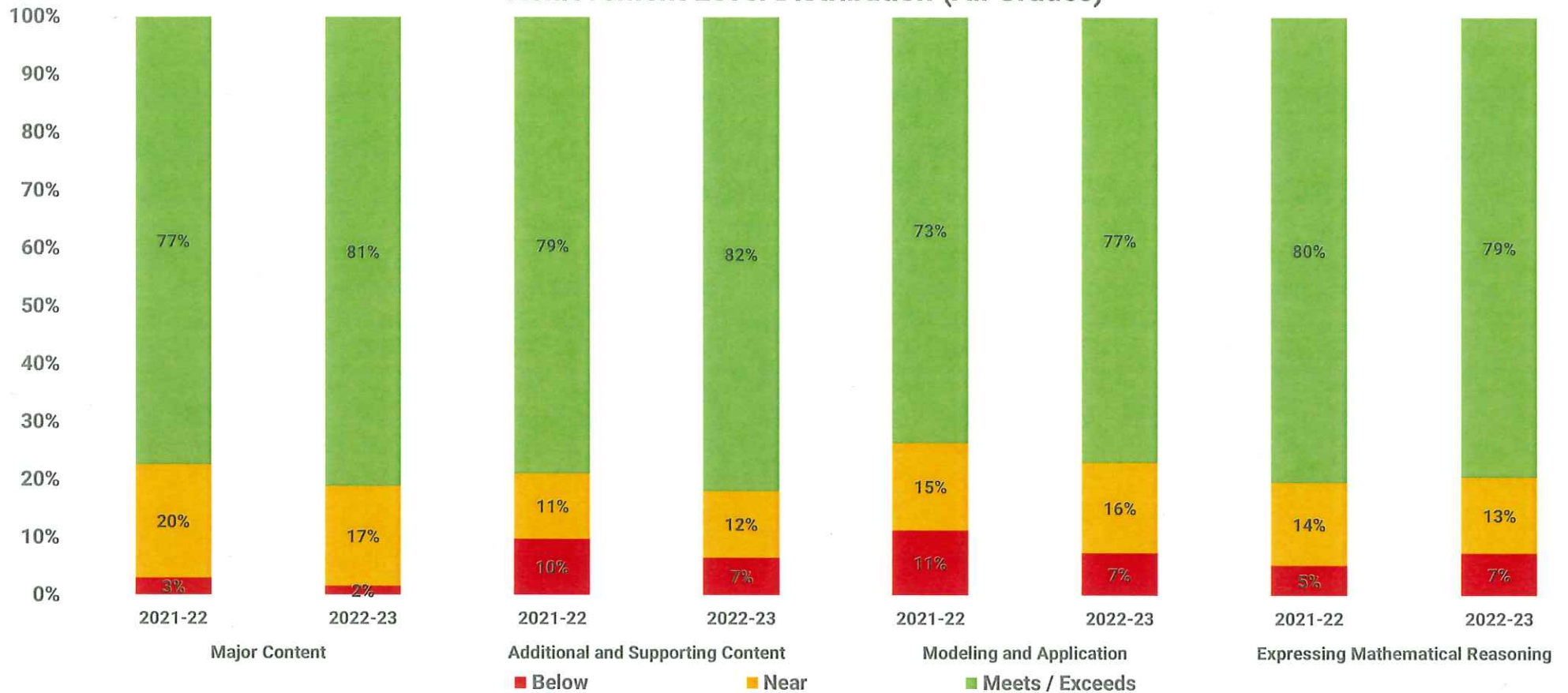
Same grade, different students

% Meets / Exceeds



Math Subscore Achievement

Achievement Level Distribution (All Grades)



		Essex Fells ES		
% Meets / Exceeds		18-19	21-22	22-23
All Grades	Major Content	77%	77%	81%
All Grades	Additional and Supporting Content	79%	79%	82%
All Grades	Modeling and Application	79%	73%	77%
All Grades	Expressing Mathematical Reasoning	75%	80%	79%

Math Subscore Cohort Achievement

Same students, consecutive grades

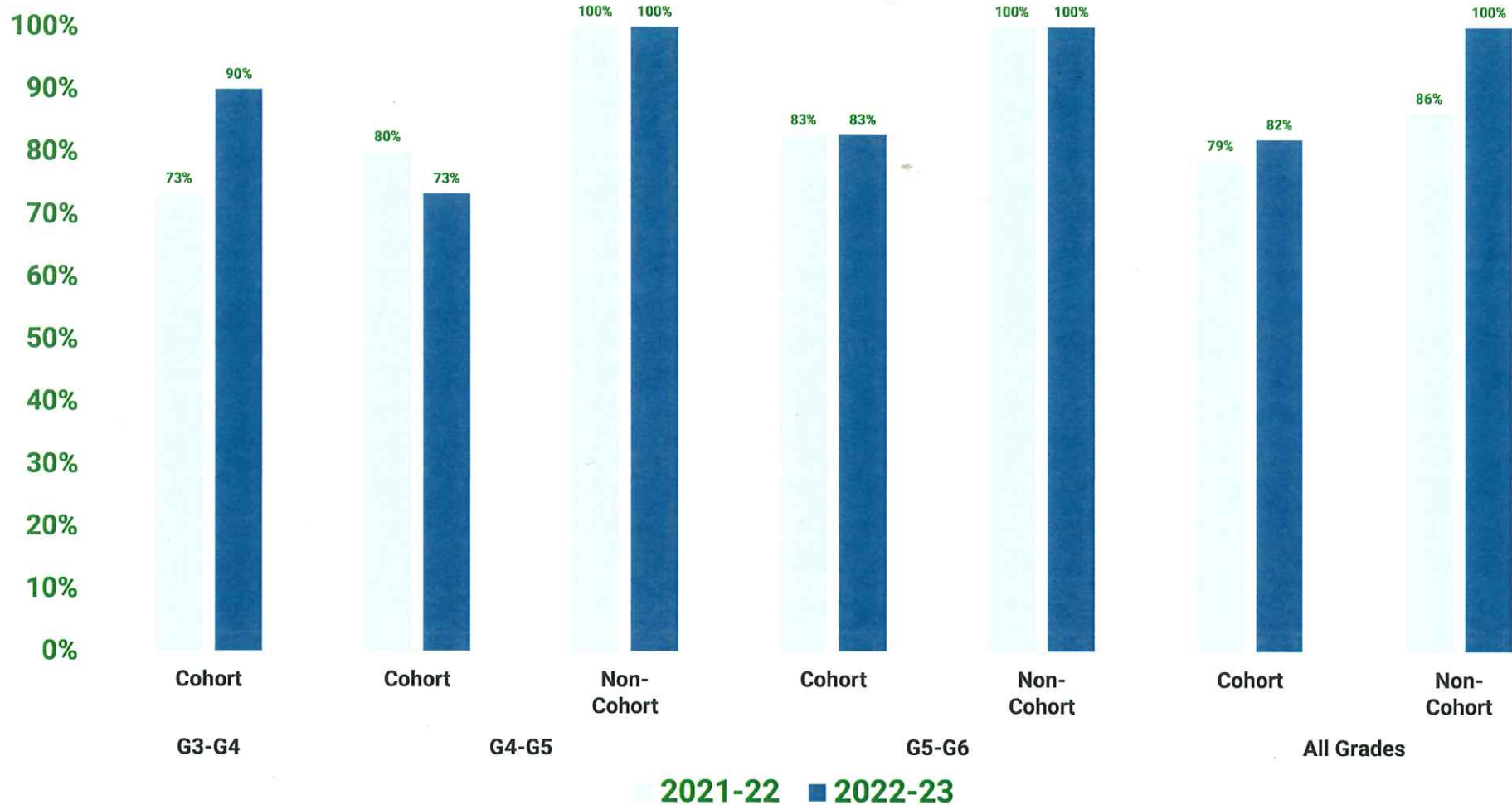
% Meets / Exceeds	Major Content				Additional and Supporting Content				Modeling and Application				Expressing Mathematical Reasoning			
	Cohort	Yr-Yr	Non-Cohort	Yr-Yr	Cohort	Yr-Yr	Non-Cohort	Yr-Yr	Cohort	Yr-Yr	Non-Cohort	Yr-Yr	Cohort	Yr-Yr	Non-Cohort	Yr-Yr
2021-22 G3 Math	73%				73%				67%				73%			
2022-23 G4 Math	90%	17%			93%	20%			83%	17%			90%	17%		
2021-22 G4 Math	80%		100%		87%		100%		73%		100%		83%		100%	
2022-23 G5 Math	73%	-7%	100%	0%	80%	-7%	100%	0%	83%	10%	0%	-100%	63%	-20%	100%	0%
2021-22 G5 Math	83%		100%		76%		100%		76%		100%		90%		100%	
2022-23 G6 Math	83%	0%	100%	0%	72%	-3%	100%	0%	72%	-3%	100%	0%	83%	-7%	100%	0%
2021-22 All Grades	79%		86%		79%		89%		72%		88%		82%		88%	
2022-23 All Grades	82%	3%	100%	14%	82%	3%	100%	11%	80%	8%	50%	-38%	79%	-3%	100%	13%

Students in the Cohort group took both 2021-22 and 2022-23 tests in the sequence presented.
Students in the Non-Cohort group only took the corresponding year's test.

Math Subscore Cohort Achievement

Same students, consecutive grades

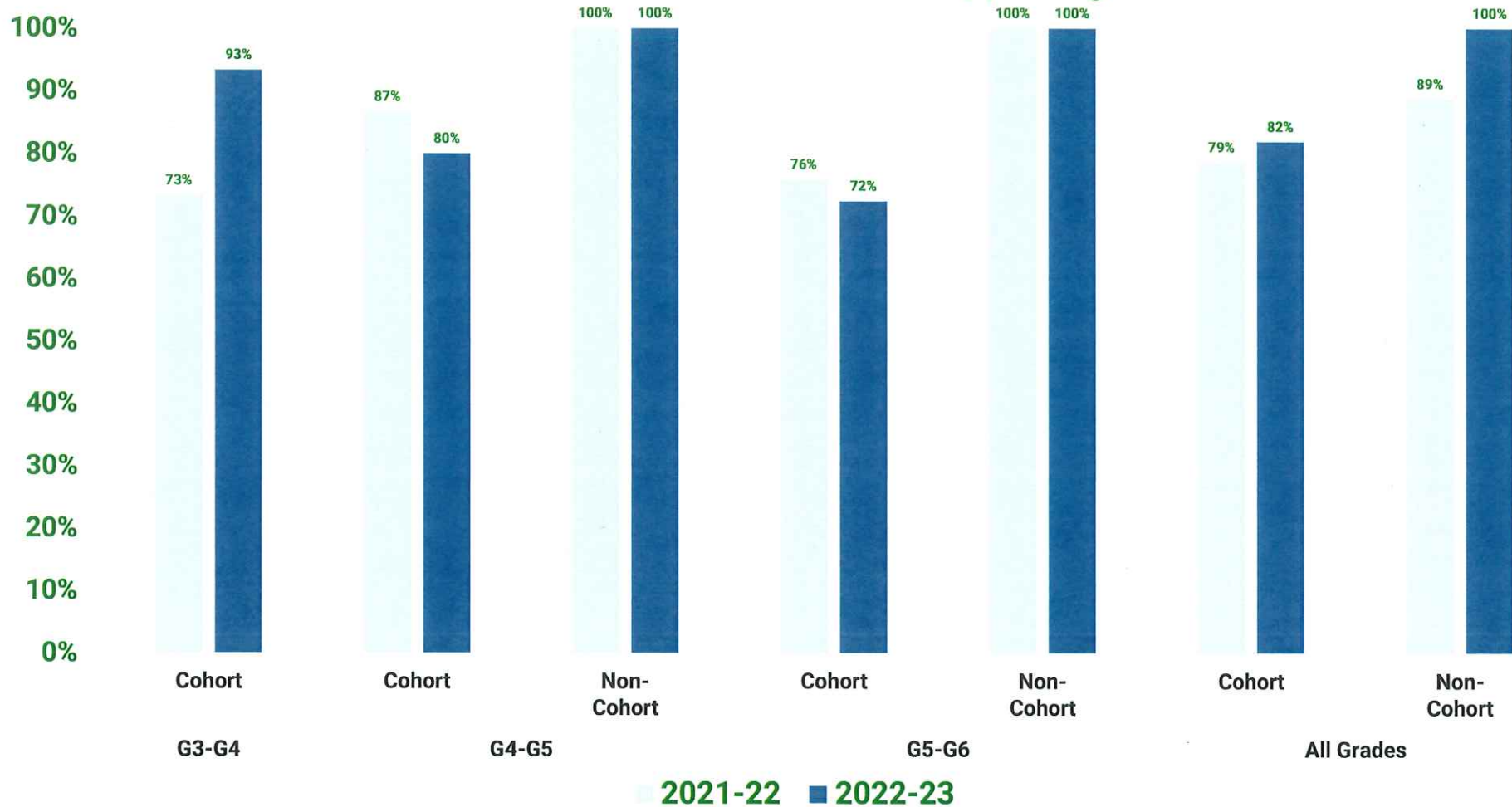
% Meets / Exceeds: Major Content



Math Subscore Cohort Achievement

Same students, consecutive grades

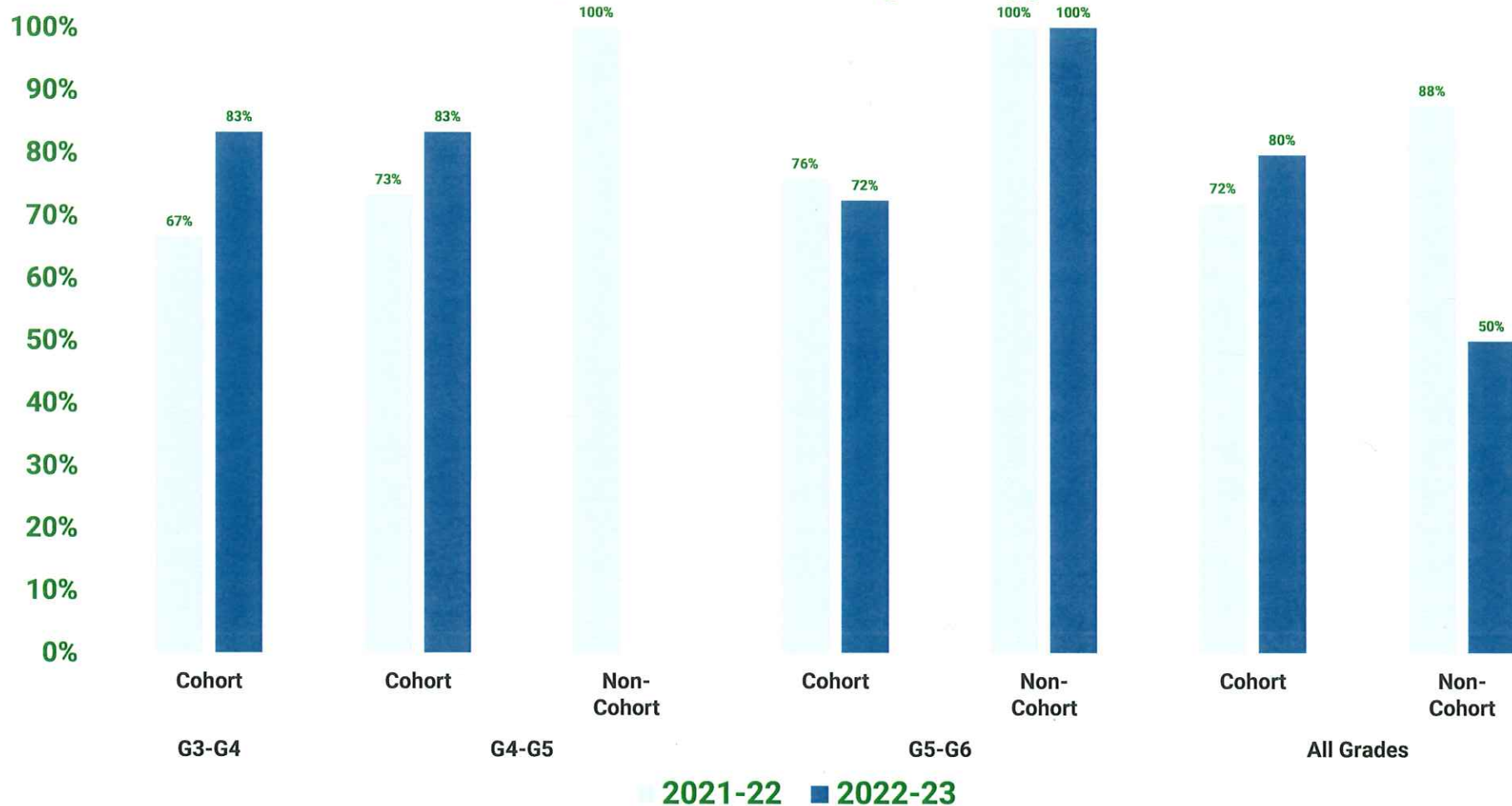
% Meets / Exceeds: Additional and Supporting Content



Math Subscore Cohort Achievement

Same students, consecutive grades

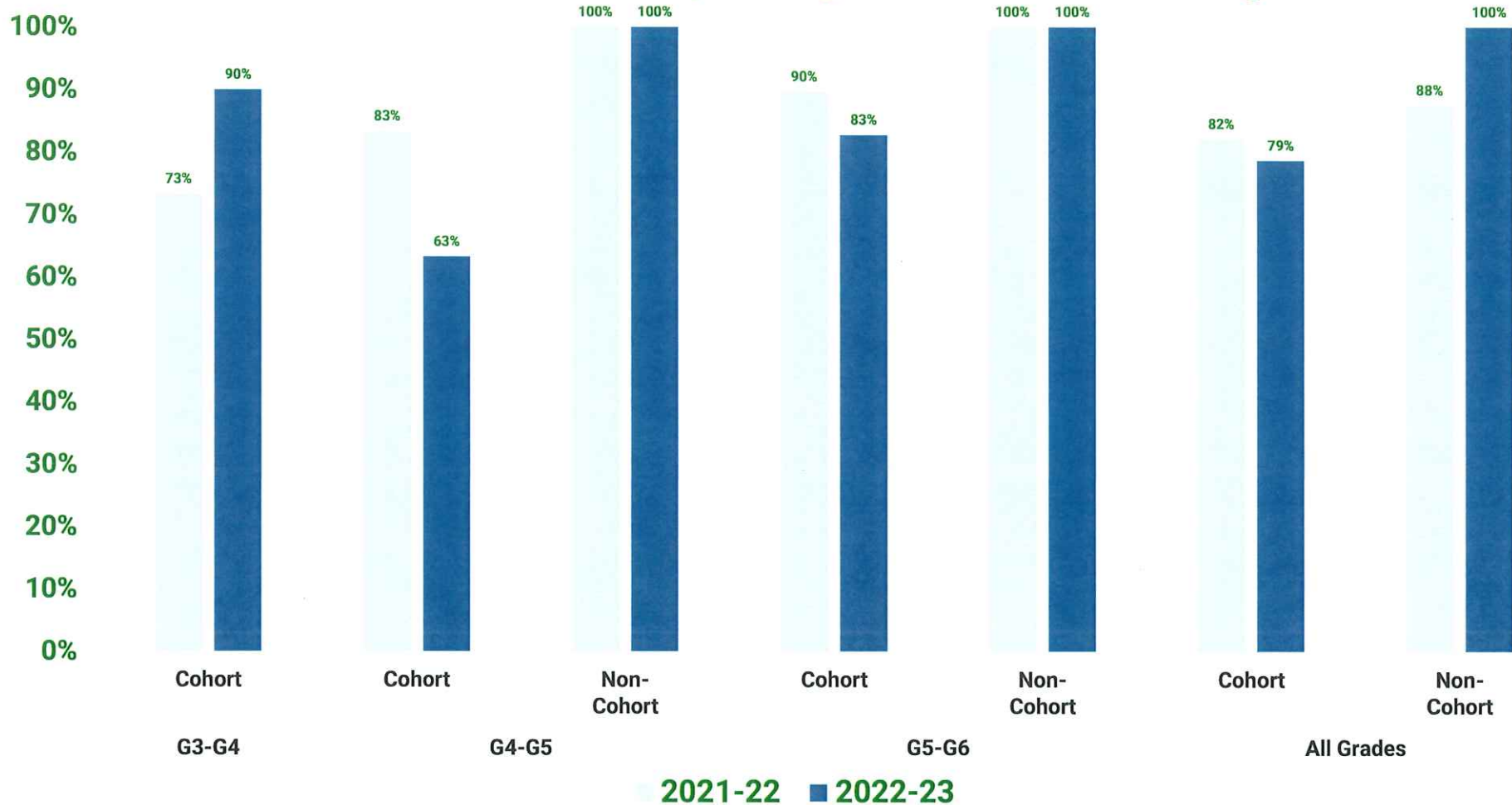
% Meets / Exceeds: Modeling and Application



Math Subscore Cohort Achievement

Same students, consecutive grades

% Meets / Exceeds: Expressing Mathematical Reasoning



Section 2

Subscore Achievement Mobility

Reading - Informational Text

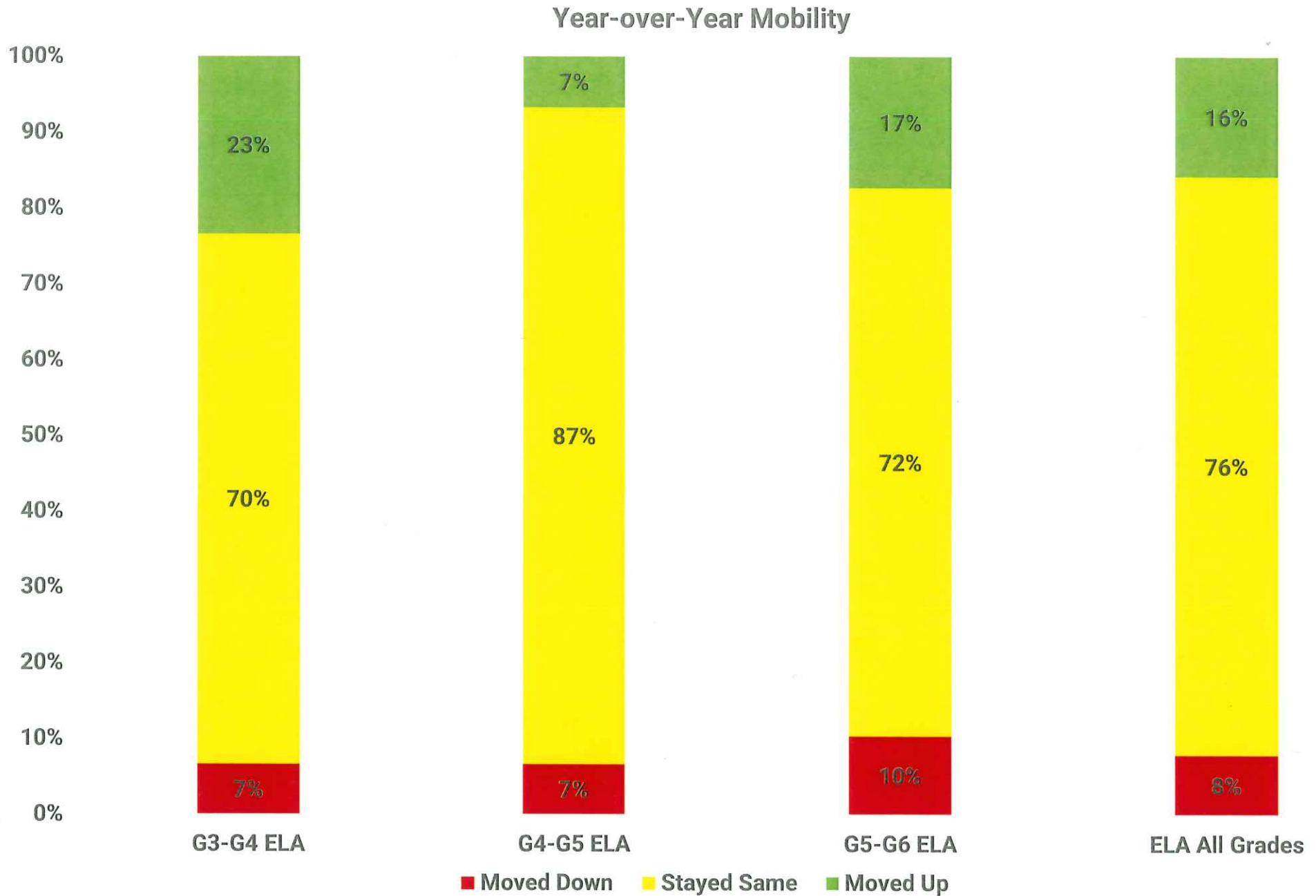
Cohort	# Meets / Exceeds 2021-22	2022-23 NJSLA						Yr-Yr Mobility			
		Below		Near		Meets / Exceeds					
		#	%	#	%	#	%	Down	%	Same	%
G3-G4 ELA	22	0	0%	2	9%	20	91%	2	9%	20	91%
G4-G5 ELA	27	0	0%	1	4%	26	96%	1	4%	26	96%
G5-G6 ELA	23	2	9%	1	4%	20	87%	3	13%	20	87%
ELA All Grades	72	2	3%	4	6%	66	92%	6	8%	66	92%

Cohort	# Near 2021-22	2022-23 NJSLA						Yr-Yr Mobility					
		Below		Near		Meets / Exceeds							
		#	%	#	%	#	%	Down	%	Same	%	Up	%
G3-G4 ELA	4	0	0%	0	0%	4	100%	0	0%	0	0%	4	100%
G4-G5 ELA	3	1	33%	0	0%	2	67%	1	33%	0	0%	2	67%
G5-G6 ELA	4	0	0%	1	25%	3	75%	0	0%	1	25%	3	75%
ELA All Grades	11	1	9%	1	9%	9	82%	1	9%	1	9%	9	82%

Cohort	# Below 2021-22	2022-23 NJSLA						Yr-Yr Mobility			
		Below		Near		Meets / Exceeds					
		#	%	#	%	#	%	Same	%	Up	%
G3-G4 ELA	4	1	25%	1	25%	2	50%	1	25%	3	75%
G5-G6 ELA	2	0	0%	0	0%	2	100%	0	0%	2	100%
ELA All Grades	6	1	17%	1	17%	4	67%	1	17%	5	83%

Cohort	Total # 2021-22	2022-23 NJSLA						Net	
		Moved Down		Stayed Same		Moved Up			
		#	%	#	%	#	%	#	%
G3-G4 ELA	30	2	7%	21	70%	7	23%	5	17%
G4-G5 ELA	30	2	7%	26	87%	2	7%	0	0%
G5-G6 ELA	29	3	10%	21	72%	5	17%	2	7%
ELA All Grades	89	7	8%	68	76%	14	16%	7	8%

Reading - Informational Text



Reading - Literary Text

Cohort	# Meets / Exceeds 2021-22	2022-23 NJSLA						Yr-Yr Mobility			
		Below		Near		Meets / Exceeds					
		#	%	#	%	#	%	Down	%	Same	%
G3-G4 ELA	18	1	6%	0	0%	17	94%	1	6%	17	94%
G4-G5 ELA	27	0	0%	4	15%	23	85%	4	15%	23	85%
G5-G6 ELA	24	0	0%	4	17%	20	83%	4	17%	20	83%
ELA All Grades	69	1	1%	8	12%	60	87%	9	13%	60	87%

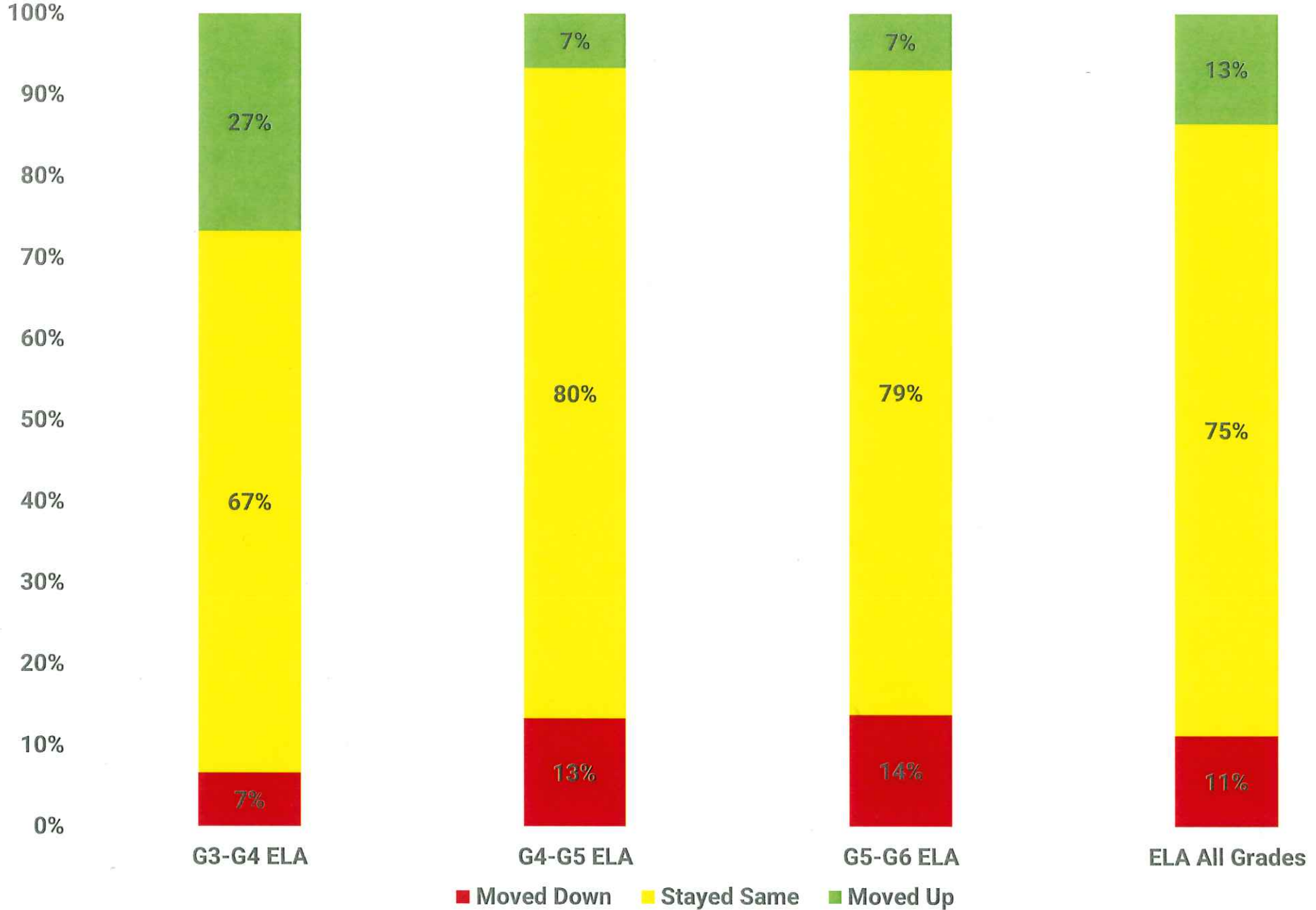
Cohort	# Near 2021-22	2022-23 NJSLA						Yr-Yr Mobility					
		Below		Near		Meets / Exceeds							
		#	%	#	%	#	%	Down	%	Same	%	Up	%
G3-G4 ELA	10	1	10%	2	20%	7	70%	1	10%	2	20%	7	70%
G4-G5 ELA	2	0	0%	1	50%	1	50%	0	0%	1	50%	1	50%
G5-G6 ELA	5	0	0%	3	60%	2	40%	0	0%	3	60%	2	40%
ELA All Grades	17	1	6%	6	35%	10	59%	1	6%	6	35%	10	59%

Cohort	# Below 2021-22	2022-23 NJSLA						Yr-Yr Mobility			
		Below		Near		Meets / Exceeds					
		#	%	#	%	#	%	Same	%	Up	%
G3-G4 ELA	2	1	50%	0	0%	1	50%	1	50%	1	50%
G4-G5 ELA	1	0	0%	0	0%	1	100%	0	0%	1	100%
ELA All Grades	3	1	33%	0	0%	2	67%	1	33%	2	67%

Cohort	Total # 2021-22	2022-23 NJSLA						Net	
		Moved Down		Stayed Same		Moved Up			
		#	%	#	%	#	%	#	%
G3-G4 ELA	30	2	7%	20	67%	8	27%	6	20%
G4-G5 ELA	30	4	13%	24	80%	2	7%	-2	-7%
G5-G6 ELA	29	4	14%	23	79%	2	7%	-2	-7%
ELA All Grades	89	10	11%	67	75%	12	13%	2	2%

Reading - Literary Text

Year-over-Year Mobility



Reading - Vocabulary

Cohort	# Meets / Exceeds 2021-22	2022-23 NJSLA						Yr-Yr Mobility			
		Below		Near		Meets / Exceeds					
		#	%	#	%	#	%	Down	%	Same	%
G3-G4 ELA	17	1	6%	0	0%	16	94%	1	6%	16	94%
G4-G5 ELA	20	4	20%	2	10%	14	70%	6	30%	14	70%
G5-G6 ELA	19	1	5%	3	16%	15	79%	4	21%	15	79%
ELA All Grades	56	6	11%	5	9%	45	80%	11	20%	45	80%

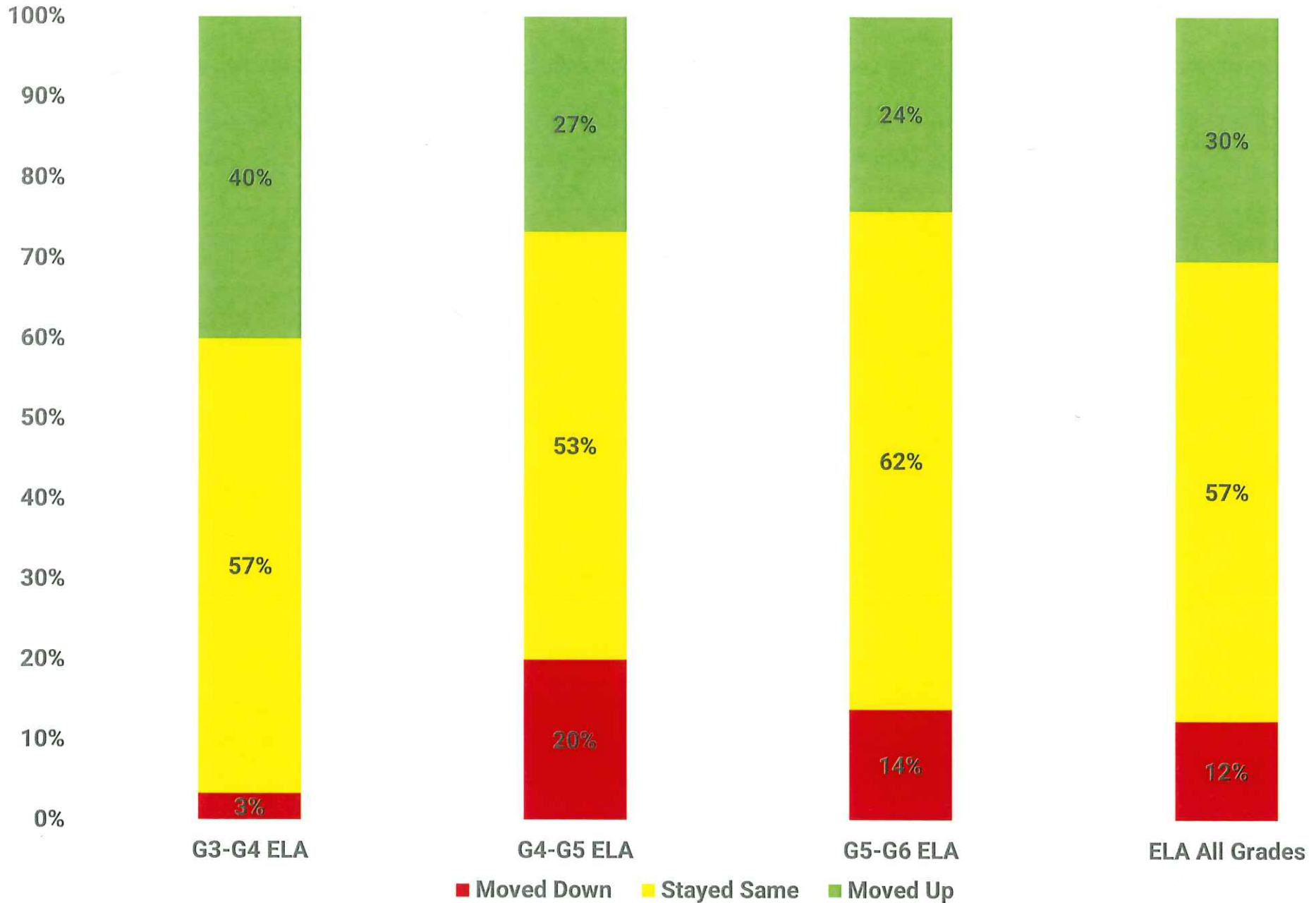
Cohort	# Near 2021-22	2022-23 NJSLA						Yr-Yr Mobility					
		Below		Near		Meets / Exceeds							
		#	%	#	%	#	%	Down	%	Same	%	Up	%
G3-G4 ELA	6	0	0%	0	0%	6	100%	0	0%	0	0%	6	100%
G4-G5 ELA	7	0	0%	2	29%	5	71%	0	0%	2	29%	5	71%
G5-G6 ELA	9	0	0%	3	33%	6	67%	0	0%	3	33%	6	67%
ELA All Grades	22	0	0%	5	23%	17	77%	0	0%	5	23%	17	77%

Cohort	# Below 2021-22	2022-23 NJSLA						Yr-Yr Mobility			
		Below		Near		Meets / Exceeds					
		#	%	#	%	#	%	Same	%	Up	%
G3-G4 ELA	7	1	14%	2	29%	4	57%	1	14%	6	86%
G4-G5 ELA	3	0	0%	0	0%	3	100%	0	0%	3	100%
G5-G6 ELA	1	0	0%	0	0%	1	100%	0	0%	1	100%
ELA All Grades	11	1	9%	2	18%	8	73%	1	9%	10	91%

Cohort	Total # 2021-22	2022-23 NJSLA						Net	
		Moved Down		Stayed Same		Moved Up			
		#	%	#	%	#	%	#	%
G3-G4 ELA	30	1	3%	17	57%	12	40%	11	37%
G4-G5 ELA	30	6	20%	16	53%	8	27%	2	7%
G5-G6 ELA	29	4	14%	18	62%	7	24%	3	10%
ELA All Grades	89	11	12%	51	57%	27	30%	16	18%

Reading - Vocabulary

Year-over-Year Mobility



Writing - Conventions

Cohort	# Meets / Exceeds 2021-22	2022-23 NJSLA						Yr-Yr Mobility			
		Below		Near		Meets / Exceeds					
		#	%	#	%	#	%	Down	%	Same	%
G3-G4 ELA	27	1	4%	0	0%	26	96%	1	4%	26	96%
G4-G5 ELA	29	0	0%	0	0%	29	100%	0	0%	29	100%
G5-G6 ELA	28	0	0%	3	11%	25	89%	3	11%	25	89%
ELA All Grades	84	1	1%	3	4%	80	95%	4	5%	80	95%

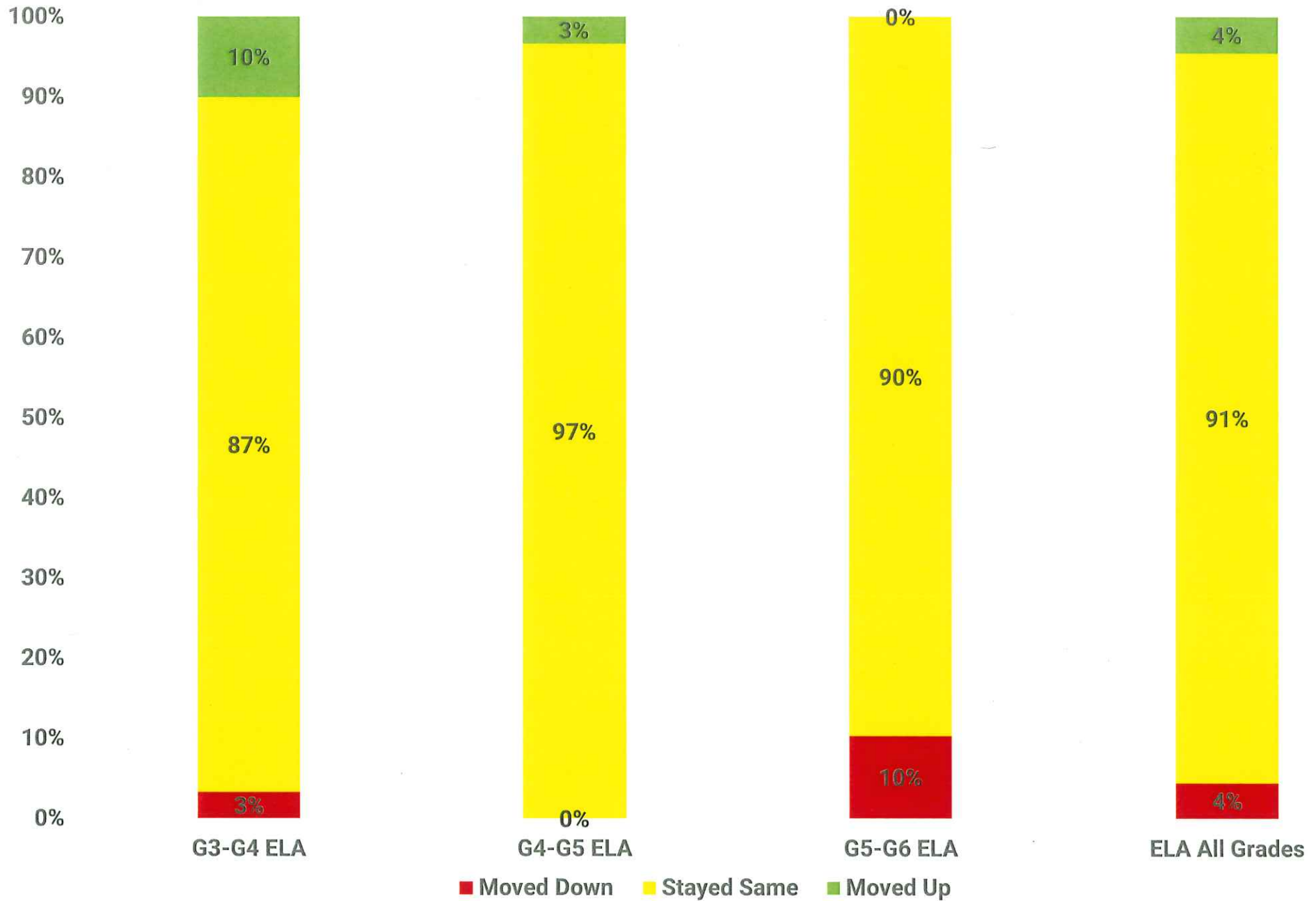
Cohort	# Near 2021-22	2022-23 NJSLA						Yr-Yr Mobility					
		Below		Near		Meets / Exceeds							
		#	%	#	%	#	%	Down	%	Same	%	Up	%
G3-G4 ELA	1	0	0%	0	0%	1	100%	0	0%	0	0%	1	100%
G4-G5 ELA	1	0	0%	0	0%	1	100%	0	0%	0	0%	1	100%
G5-G6 ELA	1	0	0%	1	100%	0	0%	0	0%	1	100%	0	0%
ELA All Grades	3	0	0%	1	33%	2	67%	0	0%	1	33%	2	67%

Cohort	# Below 2021-22	2022-23 NJSLA						Yr-Yr Mobility			
		Below		Near		Meets / Exceeds					
		#	%	#	%	#	%	Same	%	Up	%
G3-G4 ELA	2	0	0%	1	50%	1	50%	0	0%	2	100%

Cohort	Total # 2021-22	2022-23 NJSLA						Net	
		Moved Down		Stayed Same		Moved Up			
		#	%	#	%	#	%	#	%
G3-G4 ELA	30	1	3%	26	87%	3	10%	2	7%
G4-G5 ELA	30	0	0%	29	97%	1	3%	1	3%
G5-G6 ELA	29	3	10%	26	90%	0	0%	-3	-10%
ELA All Grades	89	4	4%	81	91%	4	4%	0	0%

Writing - Conventions

Year-over-Year Mobility



Writing - Expression

Cohort	# Meets / Exceeds 2021-22	2022-23 NJSLA						Yr-Yr Mobility			
		Below		Near		Meets / Exceeds					
		#	%	#	%	#	%	Down	%	Same	%
G3-G4 ELA	23	0	0%	0	0%	23	100%	0	0%	23	100%
G4-G5 ELA	24	0	0%	1	4%	23	96%	1	4%	23	96%
G5-G6 ELA	24	0	0%	3	13%	21	88%	3	13%	21	88%
ELA All Grades	71	0	0%	4	6%	67	94%	4	6%	67	94%

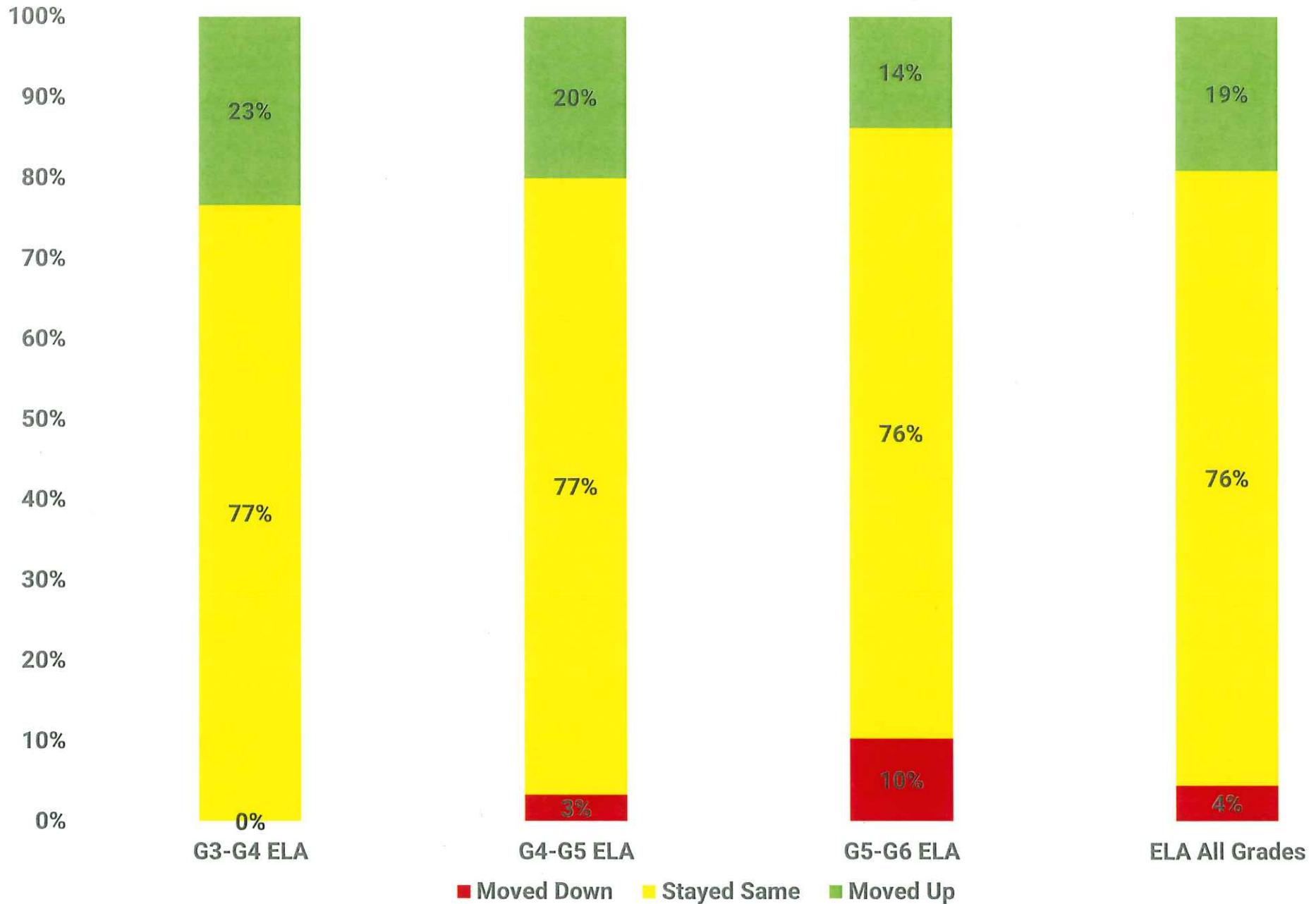
Cohort	# Near 2021-22	2022-23 NJSLA						Yr-Yr Mobility					
		Below		Near		Meets / Exceeds							
		#	%	#	%	#	%	Down	%	Same	%	Up	%
G3-G4 ELA	6	0	0%	0	0%	6	100%	0	0%	0	0%	6	100%
G4-G5 ELA	5	0	0%	0	0%	5	100%	0	0%	0	0%	5	100%
G5-G6 ELA	4	0	0%	1	25%	3	75%	0	0%	1	25%	3	75%
ELA All Grades	15	0	0%	1	7%	14	93%	0	0%	1	7%	14	93%

Cohort	# Below 2021-22	2022-23 NJSLA						Yr-Yr Mobility			
		Below		Near		Meets / Exceeds					
		#	%	#	%	#	%	Same	%	Up	%
G3-G4 ELA	1	0	0%	0	0%	1	100%	0	0%	1	100%
G4-G5 ELA	1	0	0%	0	0%	1	100%	0	0%	1	100%
G5-G6 ELA	1	0	0%	0	0%	1	100%	0	0%	1	100%
ELA All Grades	3	0	0%	0	0%	3	100%	0	0%	3	100%

Cohort	Total # 2021-22	2022-23 NJSLA						Net	
		Moved Down		Stayed Same		Moved Up			
		#	%	#	%	#	%	#	%
G3-G4 ELA	30	0	0%	23	77%	7	23%	7	23%
G4-G5 ELA	30	1	3%	23	77%	6	20%	5	17%
G5-G6 ELA	29	3	10%	22	76%	4	14%	1	3%
ELA All Grades	89	4	4%	68	76%	17	19%	13	15%

Writing - Expression

Year-over-Year Mobility



Major Content

Cohort	# Meets / Exceeds 2021-22	2022-23 NJSLA						Yr-Yr Mobility			
		Below		Near		Meets / Exceeds					
		#	%	#	%	#	%	Down	%	Same	%
G3-G4 Math	22	0	0%	1	5%	21	95%	1	5%	21	95%
G4-G5 Math	24	0	0%	3	13%	21	88%	3	13%	21	88%
G5-G6 Math	24	0	0%	2	8%	22	92%	2	8%	22	92%
Math All Grades	70	0	0%	6	9%	64	91%	6	9%	64	91%

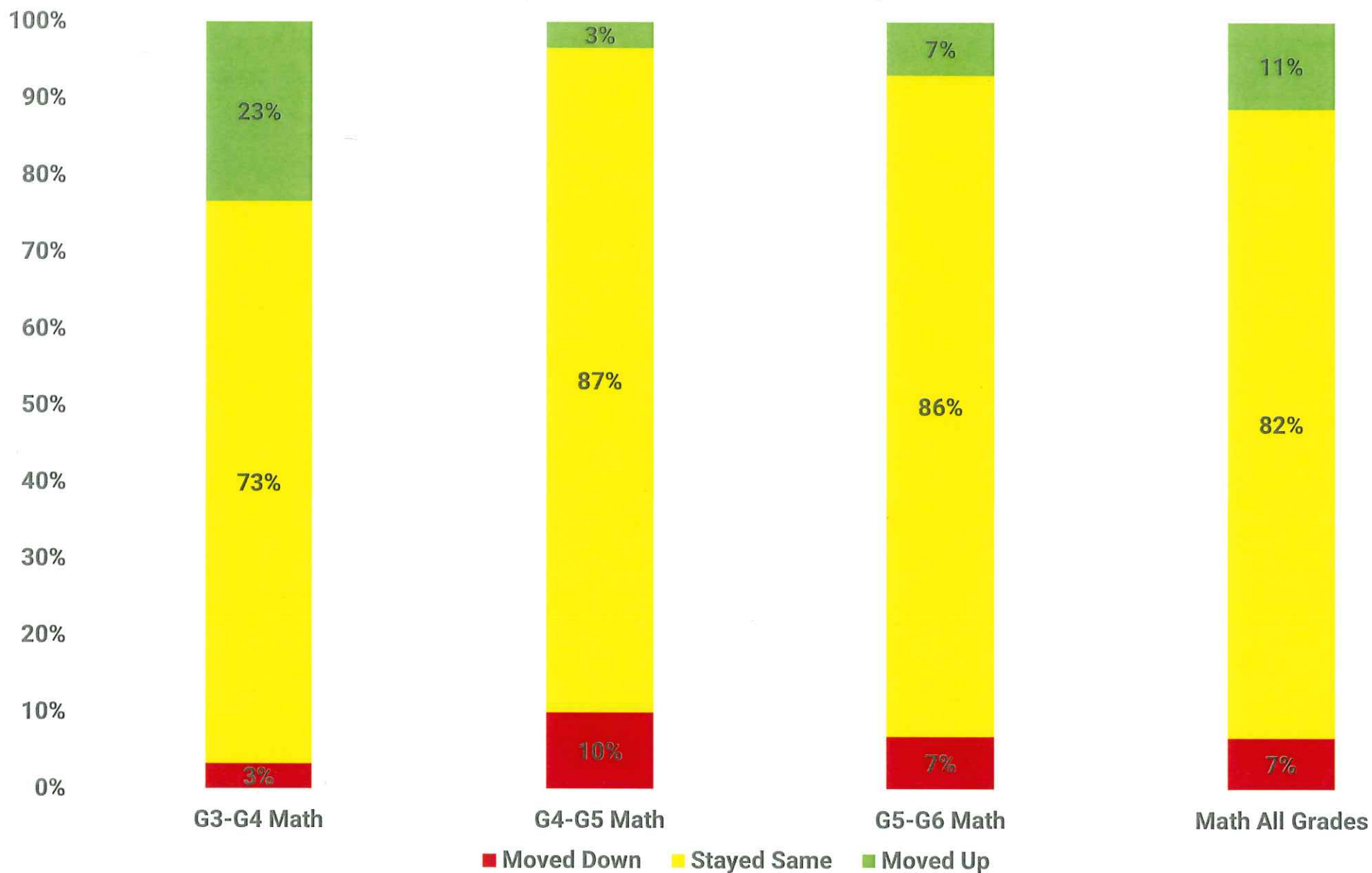
Cohort	# Near 2021-22	2022-23 NJSLA						Yr-Yr Mobility					
		Below		Near		Meets / Exceeds							
		#	%	#	%	#	%	Down	%	Same	%	Up	%
G3-G4 Math	7	0	0%	1	14%	6	86%	0	0%	1	14%	6	86%
G4-G5 Math	6	0	0%	5	83%	1	17%	0	0%	5	83%	1	17%
G5-G6 Math	5	0	0%	3	60%	2	40%	0	0%	3	60%	2	40%
Math All Grades	18	0	0%	9	50%	9	50%	0	0%	9	50%	9	50%

Cohort	# Below 2021-22	2022-23 NJSLA						Yr-Yr Mobility			
		Below		Near		Meets / Exceeds					
		#	%	#	%	#	%	Same	%	Up	%
G3-G4 Math	1	0	0%	1	100%	0	0%	0	0%	1	100%

Cohort	Total # 2021-22	2022-23 NJSLA						Net	
		Moved Down		Stayed Same		Moved Up			
		#	%	#	%	#	%	#	%
G3-G4 Math	30	1	3%	22	73%	7	23%	6	20%
G4-G5 Math	30	3	10%	26	87%	1	3%	-2	-7%
G5-G6 Math	29	2	7%	25	86%	2	7%	0	0%
Math All Grades	89	6	7%	73	82%	10	11%	4	4%

Major Content

Year-over-Year Mobility



Additional and Supporting Content

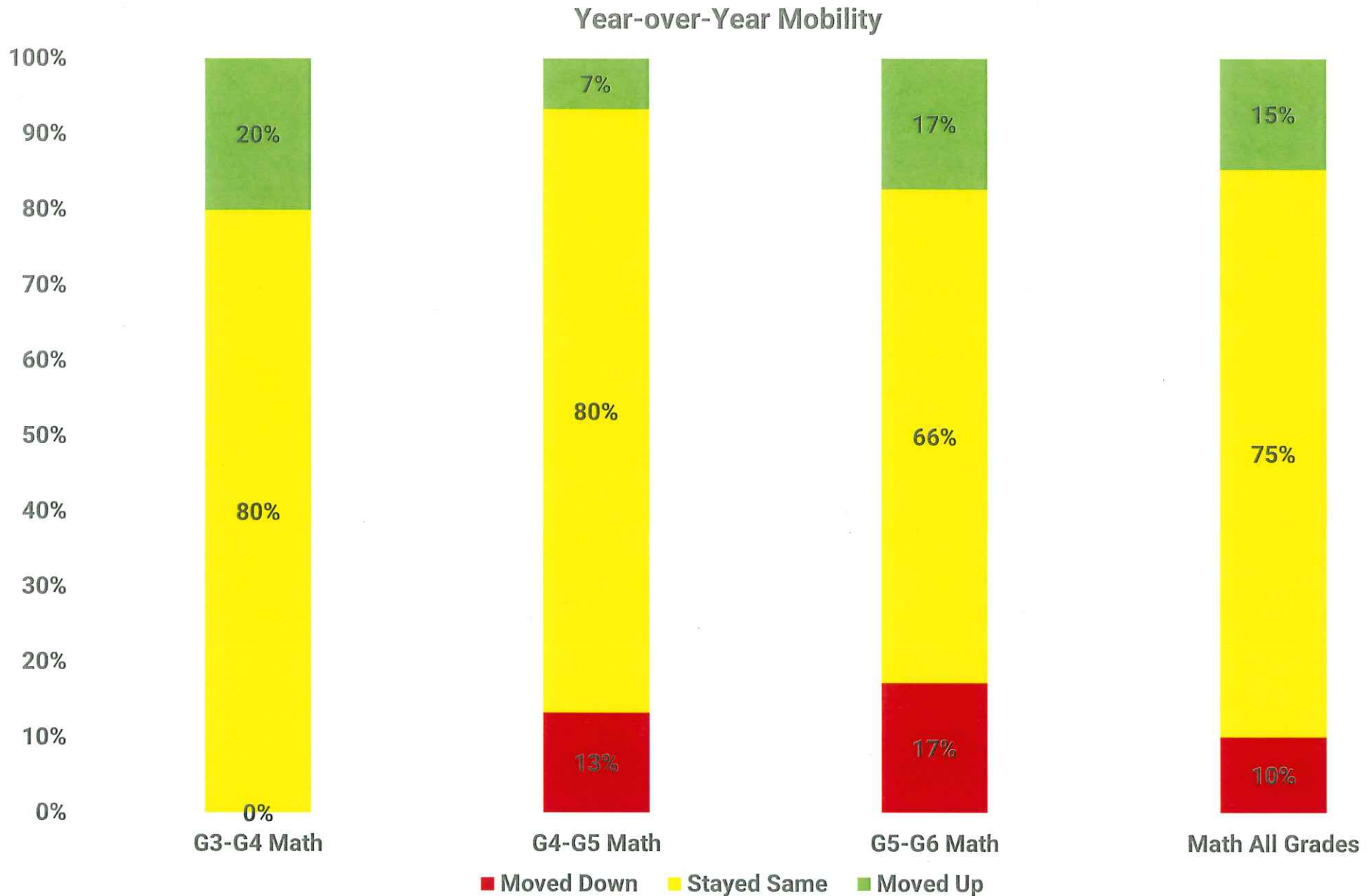
Cohort	# Meets / Exceeds 2021-22	2022-23 NJSLA						Yr-Yr Mobility			
		Below		Near		Meets / Exceeds					
		#	%	#	%	#	%	Down	%	Same	%
B3-G4 Math	22	0	0%	0	0%	22	100%	0	0%	22	100%
B4-G5 Math	26	1	4%	3	12%	22	85%	4	15%	22	85%
B5-G6 Math	22	1	5%	3	14%	18	82%	4	18%	18	82%
Math All Grades	70	2	3%	6	9%	62	89%	8	11%	62	89%

Cohort	# Near 2021-22	2022-23 NJSLA						Yr-Yr Mobility					
		Below		Near		Meets / Exceeds							
		#	%	#	%	#	%	Down	%	Same	%	Up	%
B3-G4 Math	3	0	0%	1	33%	2	67%	0	0%	1	33%	2	67%
B4-G5 Math	3	0	0%	1	33%	2	67%	0	0%	1	33%	2	67%
B5-G6 Math	3	1	33%	0	0%	2	67%	1	33%	0	0%	2	67%
Math All Grades	9	1	11%	2	22%	6	67%	1	11%	2	22%	6	67%

Cohort	# Below 2021-22	2022-23 NJSLA						Yr-Yr Mobility			
		Below		Near		Meets / Exceeds					
		#	%	#	%	#	%	Same	%	Up	%
B3-G4 Math	5	1	20%	0	0%	4	80%	1	20%	4	80%
B4-G5 Math	1	1	100%	0	0%	0	0%	1	100%	0	0%
B5-G6 Math	4	1	25%	2	50%	1	25%	1	25%	3	75%
Math All Grades	10	3	30%	2	20%	5	50%	3	30%	7	70%

Cohort	Total # 2021-22	2022-23 NJSLA						Net	
		Moved Down		Stayed Same		Moved Up			
		#	%	#	%	#	%	#	%
B3-G4 Math	30	0	0%	24	80%	6	20%	6	20%
B4-G5 Math	30	4	13%	24	80%	2	7%	-2	-7%
B5-G6 Math	29	5	17%	19	66%	5	17%	0	0%
Math All Grades	89	9	10%	67	75%	13	15%	4	4%

Additional and Supporting Content



Modeling and Application

Cohort	# Meets / Exceeds 2021-22	2022-23 NJSLA						Yr-Yr Mobility			
		Below		Near		Meets / Exceeds					
		#	%	#	%	#	%	Down	%	Same	%
G3-G4 Math	20	0	0%	1	5%	19	95%	1	5%	19	95%
G4-G5 Math	22	0	0%	3	14%	19	86%	3	14%	19	86%
G5-G6 Math	22	1	5%	3	14%	18	82%	4	18%	18	82%
Math All Grades	64	1	2%	7	11%	56	88%	8	13%	56	88%

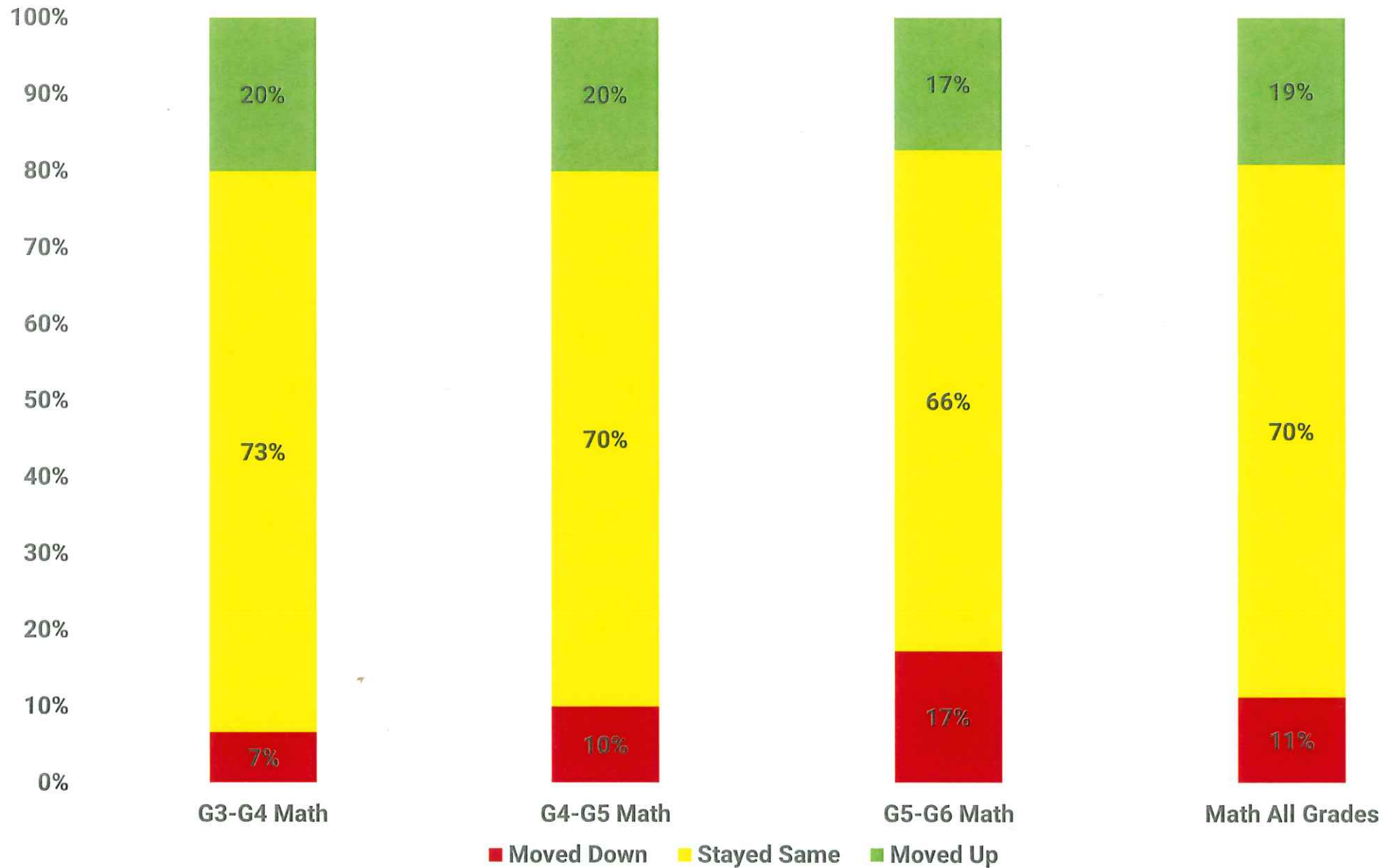
Cohort	# Near 2021-22	2022-23 NJSLA						Yr-Yr Mobility					
		Below		Near		Meets / Exceeds							
		#	%	#	%	#	%	Down	%	Same	%	Up	%
G3-G4 Math	9	1	11%	2	22%	6	67%	1	11%	2	22%	6	67%
G4-G5 Math	5	0	0%	0	0%	5	100%	0	0%	0	0%	5	100%
G5-G6 Math	3	1	33%	1	33%	1	33%	1	33%	1	33%	1	33%
Math All Grades	17	2	12%	3	18%	12	71%	2	12%	3	18%	12	71%

Cohort	# Below 2021-22	2022-23 NJSLA						Yr-Yr Mobility			
		Below		Near		Meets / Exceeds					
		#	%	#	%	#	%	Same	%	Up	%
G3-G4 Math	1	1	100%	0	0%	0	0%	1	100%	0	0%
G4-G5 Math	3	2	67%	0	0%	1	33%	2	67%	1	33%
G5-G6 Math	4	0	0%	2	50%	2	50%	0	0%	4	100%
Math All Grades	8	3	38%	2	25%	3	38%	3	38%	5	63%

Cohort	Total # 2021-22	2022-23 NJSLA						Net	
		Moved Down		Stayed Same		Moved Up			
		#	%	#	%	#	%	#	%
G3-G4 Math	30	2	7%	22	73%	6	20%	4	13%
G4-G5 Math	30	3	10%	21	70%	6	20%	3	10%
G5-G6 Math	29	5	17%	19	66%	5	17%	0	0%
Math All Grades	89	10	11%	62	70%	17	19%	7	8%

Modeling and Application

Year-over-Year Mobility



Expressing Mathematical Reasoning

Cohort	# Meets / Exceeds 2021-22	2022-23 NJSLA						Yr-Yr Mobility			
		Below		Near		Meets / Exceeds					
		#	%	#	%	#	%	Down	%	Same	%
G3-G4 Math	22	0	0%	0	0%	22	100%	0	0%	22	100%
G4-G5 Math	25	2	8%	4	16%	19	76%	6	24%	19	76%
G5-G6 Math	26	0	0%	4	15%	22	85%	4	15%	22	85%
Math All Grades	73	2	3%	8	11%	63	86%	10	14%	63	86%

Cohort	# Near 2021-22	2022-23 NJSLA						Yr-Yr Mobility					
		Below		Near		Meets / Exceeds							
		#	%	#	%	#	%	Down	%	Same	%	Up	%
G3-G4 Math	7	1	14%	1	14%	5	71%	1	14%	1	14%	5	71%
G4-G5 Math	4	2	50%	2	50%	0	0%	2	50%	2	50%	0	0%
G5-G6 Math	3	0	0%	1	33%	2	67%	0	0%	1	33%	2	67%
Math All Grades	14	3	21%	4	29%	7	50%	3	21%	4	29%	7	50%

Cohort	# Below 2021-22	2022-23 NJSLA						Yr-Yr Mobility			
		Below		Near		Meets / Exceeds					
		#	%	#	%	#	%	Same	%	Up	%
G3-G4 Math	1	1	100%	0	0%	0	0%	1	100%	0	0%
G4-G5 Math	1	1	100%	0	0%	0	0%	1	100%	0	0%
Math All Grades	2	2	100%	0	0%	0	0%	2	100%	0	0%

Cohort	Total # 2021-22	2022-23 NJSLA						Net	
		Moved Down		Stayed Same		Moved Up			
		#	%	#	%	#	%	#	%
G3-G4 Math	30	1	3%	24	80%	5	17%	4	13%
G4-G5 Math	30	8	27%	22	73%	0	0%	-8	-27%
G5-G6 Math	29	4	14%	23	79%	2	7%	-2	-7%
Math All Grades	89	13	15%	69	78%	7	8%	-6	-7%

Expressing Mathematical Reasoning

